

Blue Learns to Share

Below you will find a range of supporting activities for this topic

Taking Turns



Play games that involve taking turns.

For example: passing a ball in a circle, or taking turns with a specific toy.

Sharing Box

Ask your pupils to bring a toy to put in the sharing box.

Pupils can then choose a toy to play with from the box and share their experiences in a circle time discussion.



Group Art Project

Ask pupils to work together in small groups to create a painting, collage, or picture.

Discuss how pupils took turns using different art materials and how they each contributed to the final piece.

Feelings Circle

Every morning, engage your pupils in a circle time discussion and allow them to share how they are feeling.

To demonstrate taking turns, you could also introduce a sharing stick or toy which is passed around to the speaker.

Turn Taking Timer


Set a timer and allow pupils to play with a toy of their choice.

When the timer goes off, they can then give the toy to another pupil for them to play with.

Sharing Reward Jar

When a pupil demonstrates positive sharing or turn taking, place a token, marble, or button in a jar.

When the jar is full, plan a group activity or treat. You could encourage pupils to look out for good sharing and nominate each other.



Sharing Song Playlist

Create a playlist of songs about sharing and play it during group activities.

The playlist could make a good addition to the Sharing Box or Turn Taking Timer activities!

Our Big Picnic

Ask pupils to bring in a snack for a classroom picnic to share with their pupils.

Engage in a discussion about the association between sharing and positive, enjoyable activities.